



www.kontakledlight.com



# KTSL4018M


## 简述

灯体材质:	铝合金压铸成型
光学部件:	模块式配光透镜, 超白钢化玻璃
电器板:	电镀锌铁板
表面处理:	防紫外线纯聚酯塑粉喷涂
安装高度:	7-10m
固定方式:	Ø60钢管侧装或竖装, 角度可调
颜色:	常规色RAL9007细纹, 其他颜色可以根据客户要求定制

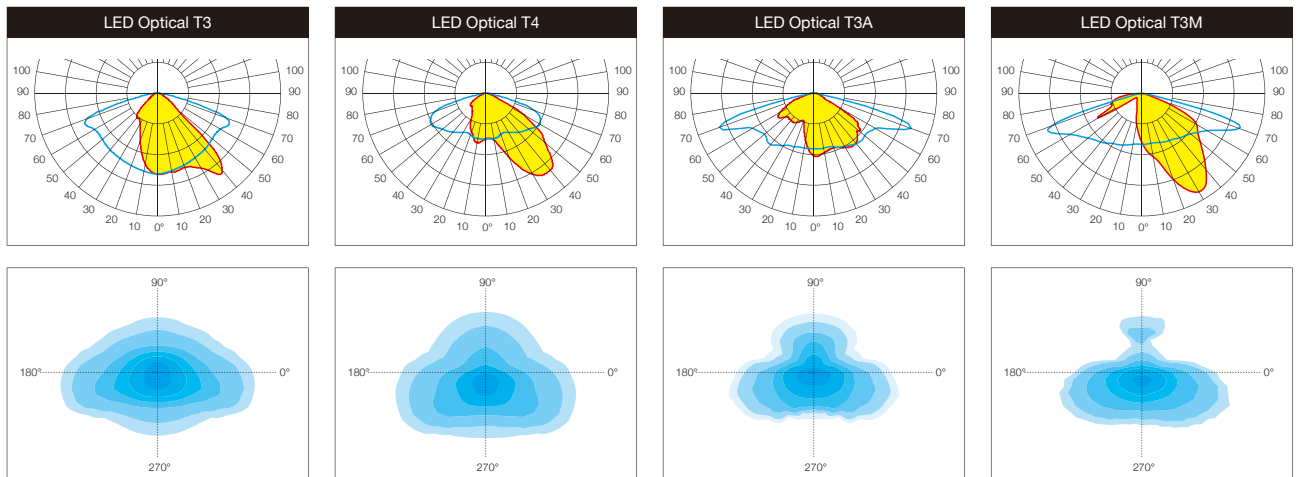
## Description

Body:	Die-cast aluminium.
Optical system:	Adopt modular light distribution lens, diffuser with super white tempered glass.
Gear plate:	Galvanized steel plate.
Finishing:	Surface anti-ageing electrostatic spray processing, super resistance to corrosion.
Assembling height:	7-10m.
Fixing:	Top or side fitting Ø60mm, angle can be adjustable.
Colour:	Mat gray RAL 9007, other colour available under required.

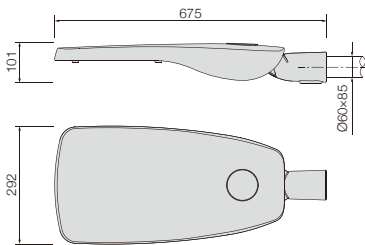




## 应用透镜 Optical Application



## 尺寸简图 Dimensions



## 技术参数表 Technology Data

货号 Code	光源 Lamp	功率 Output power	LED颗数 LED Pcs	净重 N.W.(kg)	毛重 G.W.(kg)	包装尺寸 Packing box size (mm)	装箱数量 Quantity in a container	
							Pcs/20"	Pcs/40"
KTSL4018MLED80-32	3535 5050	80W	32	6.2	7.0	735×315×150	825	1695
KTSL4018MLED100-48		100W	48	6.2	7.0			
KTSL4018MLED120-48		120W	48	6.2	7.0			
KTSL4018MLED150-48		150W	48	6.2	7.0			
KTSL4018MLED80-112	3030	80W	112	6.2	7.0			
KTSL4018MLED100-112		100W	112	6.2	7.0			
KTSL4018MLED120-168		120W	168	6.2	7.0			
KTSL4018MLED150-192		150W	192	6.2	7.0			



# KTSL4018S

## 简述

灯体材质:	铝合金压铸成型
光学部件:	模块式配光透镜, 超白钢化玻璃
电器板:	电镀锌铁板
表面处理:	防紫外线纯聚酯塑粉喷涂
安装高度:	3-6m
固定方式:	Ø60钢管侧装或竖装, 角度可调
颜色:	常规色RAL9007细纹, 其他颜色可以根据客户要求定制

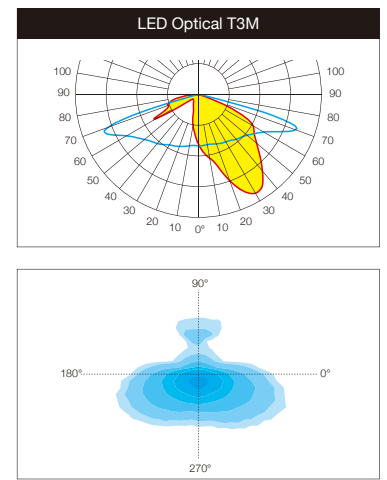
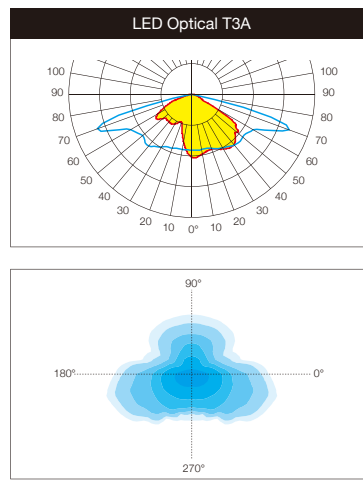
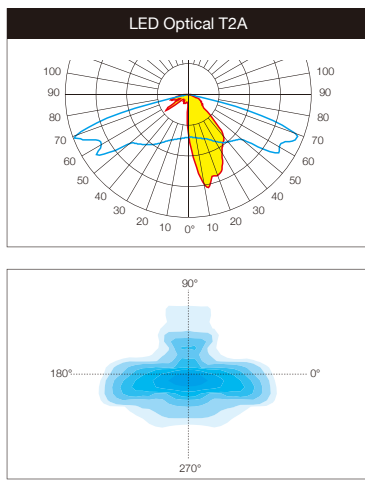
## Description

Body:	Die-cast aluminium.
Optical system:	Adopt modular light distribution lens, diffuser with super white tempered glass.
Gear plate:	Galvanized steel plate.
Finishing:	Surface anti-ageing electrostatic spray processing, super resistance to corrosion.
Assembling height:	3-6m.
Fixing:	Top or side fitting Ø60mm, angle can be adjustable.
Colour:	Mat gray RAL 9007, other colour available under required.

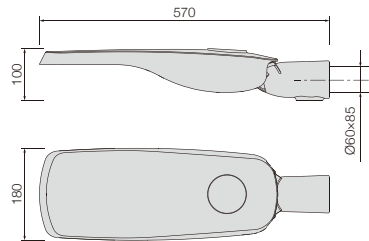




## 应用透镜 Optical Application



## 尺寸简图 Dimensions



## 技术参数表 Technology Data

货号 Code	光源 Lamp	功率 Output power	LED颗数 LED Pcs	净重 N.W.(kg)	毛重 G.W.(kg)	包装尺寸 Packing box size (mm)	装箱数量 Quantity in a container	
							Pcs/20"	Pcs/40"
KTSL4018SLED20-8	3535 5050	20W	8	3.4	3.8	585×195×128	1785	3740
KTSL4018SLED40-16		40W	16	3.4	3.8			
KTSL4018SLED60-16		60W	16	3.4	3.8			
KTSL4018SLED20-28	3030	20W	28	3.4	3.8			
KTSL4018SLED30-42		30W	42	3.4	3.8			
KTSL4018SLED40-56		40W	56	3.4	3.8			
KTSL4018SLED60-64		60W	64	3.4	3.8			